

SEMIANNUAL STATISTICAL BULLETIN

JANUARY—JUNE 2019

Market capitalization: 168.640.025.785

Turnover: 3.722.677.415

Number of transactions: 9.101

MBI10: 3.821,61

↑10,79%

↓45,49%

↓29,09%

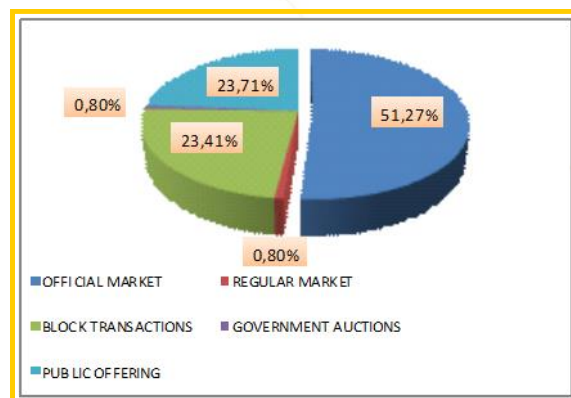
↑14,67%

BASIC INDICATORS

TURNOVER (denars)	January - June 2018	January - June 2019	% of change
TRADING IN BEST	2.704.410.896	1.938.401.123	-28,32
Shares	2.302.467.722	1.703.458.352	-26,02
Bonds	401.943.174	223.498.356	-44,40
Other securities	0	11.444.415	-
DAILY AVERAGE TURNOVER (denars)	22.350.503	15.829.388	-29,18
DAILY AVERAGE NUMBER OF TRANSACTIONS	106	75	-29,25
BLOCK TRANSACTIONS	4.120.001.556	871.569.596	-78,85
PUBLIC AUCTIONS	4.572.679	29.946.786	554,91
PUBLIC OFFERING	0	882.759.910	-
TOTAL	6.828.985.131	3.722.677.415	-45,49
NUMBER OF TRANSACTIONS			
TRADING IN BEST	12.715	9.011	-29,13
BLOCK TRANSACTIONS	114	79	-30,70
GOVERNMENT AUCTIONS	6	2	-66,67
PUBLIC OFFERING	0	4	-
TOTAL	12.835	9.101	-29,09
MARKET CAPITALIZATION (denars)			
MARKET CAPITALIZATION OF SHARES	152.212.703.538	168.640.025.785	10,79
LISTED SHARES	148.816.072.373	165.229.671.920	11,03
MARKET OF JOINT STOCK COMPANIES WITH SPECIAL REPORTING OBLIGATIONS	3.396.631.165	3.410.353.865	0,40
MARKET CAPITALIZATION OF BONDS	3.331.029.751	2.965.075.556	-10,99
MARKET CAPITALIZATION OF OTHER SECURITIES	0	309.319.850	-
TOTAL MARKET CAPITALIZATION	155.543.733.289	171.914.421.191	10,52
MBI10	3.332,66	3.821,61	14,67
OMB	129,32	132,21	2,23
NUMBER OF LISTED COMPANIES	107	103	-1,90
NUMBER OF TRADING DAYS	121	121	0,00

TURNOVER STRUCTURE

Market segment	Turnover (denars)	Turnover (euro)	%	Num. of trans.
OFFICIAL MARKET	1.908.698.258	31.032.108	51,27	8.929
REGULAR MARKET	29.702.865	482.992	0,80	87
BLOCK TRANSACTIONS	871.569.596	14.172.882	23,41	79
PUBLIC AUCTIONS	29.946.786	486.976	0,80	2
PUBLIC OFFERING	882.759.910	14.355.211	23,71	4
TOTAL	3.722.677.415	60.530.169	100,00	9.101



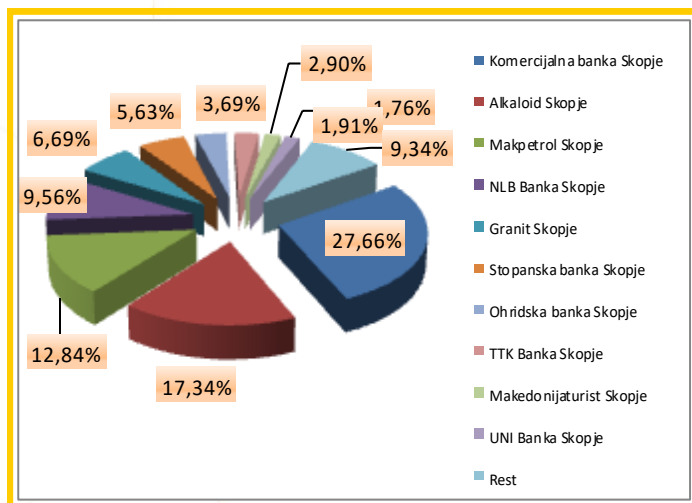
SEMIANNUAL STATISTICAL BULLETIN

TURNOVER PER MONTHS

Month	Trading in BEST		Block transactions		Public auctions		Public offering		Total Turnover	
	Turnover MKD	%	Turnover MKD	%	Turnover MKD	%	Turnover MKD	%	MKD	%
January	257.475.051	13,28	201.888.437	23,16	29.946.786	100,00	0	0,00	489.310.274	13,14
February	272.811.020	14,07	26.754.994	3,07	0	0,00	0	0,00	299.566.014	8,05
March	292.372.091	15,08	395.615.321	45,39	0	0,00	307.475.000	0,00	995.462.412	26,74
April	353.279.188	18,23	105.575.214	12,11	0	0,00	0	0,00	458.854.402	12,33
May	430.773.410	22,22	99.449.850	11,41	0	0,00	575.284.910	0,00	1.105.508.170	29,70
June	331.690.362	17,11	42.285.780	4,85	0	0,00	0	0,00	373.976.142	10,05
Вкупно	1.938.401.123	100,00	871.569.596	100,00	29.946.786	100,00	882.759.910	0,00	3.722.677.415	100,00

10 MOST LIQUID SHARES (Official market)

Issuer	Average price (MKD)	Volume	Turnover in MKD	Numb. of transac.
Komercijalna banka Skopje	5.431,65	85.308	468.319.247	1.770
Alkaloid Skopje	8.549,54	34.278	293.503.577	1.233
Makpetrol Skopje	54271,26	3.906	217.315.017	1053
NLB Banka Skopje	15.792,66	9.897	161.771.473	538
Granit Skopje	838,70	133.804	113.311.967	764
Stopanska banka Skopje	1.134,32	87.189	95.377.781	585
Ohridska banka Skopje	6.382,28	9.919	62.469.984	306
TTK Banka Skopje	1352,54	35.958	49.143.119	284
Makedonijaturist Skopje	5.156,65	6.235	32.350.024	196
UNI Banka Skopje	2.238,40	13.572	29.791.824	193
Rest		471.666	158.102.683	1497
Total		891.732	1.681.456.696	8.419



TOP GAINERS / TOP LOSERS—OFFICIAL MARKET

Issuer	Average price (MKD) 28.12.2018	Average price (MKD) 28.06.2019	% of change
TOP GAINERS			
Karpos Skopje	298,00	850,00	185,23
Arcelormittal Skopje (CRM) Skopje	67,13	91,00	35,56
Arcelormittal Skopje (HRM) Skopje	15,00	20,00	33,33
Makpetrol Skopje	47.495,30	61.980,98	30,50
Makosped Skopje	161,00	205,00	27,33
TOP LOSERS			
Agromehanika Skopje	2.800,00	500,00	-82,14
Makoteks Skopje	50,00	20,00	-60,00
Blagoj Gorev Veles	285,00	202,00	-29,12
Pekabesko Skopje	14.100,00	10.000,00	-29,08
Stopanska banka Skopje— preference shares	1.260,00	949,00	-24,68

SEMIANNUAL STATISTICAL BULLETIN

MBI10

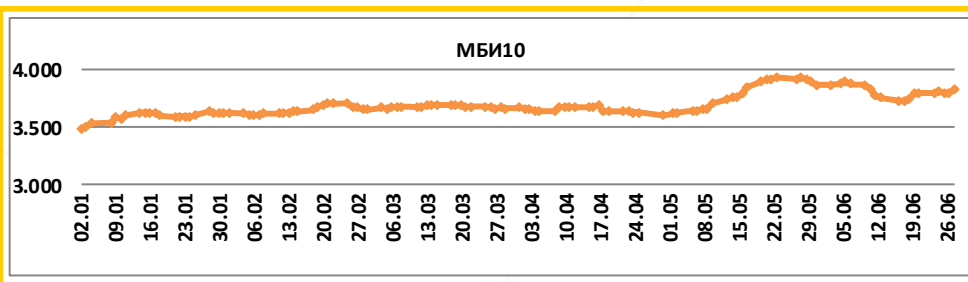
Value at 28.06.2019 **3.821,61**

MAX January-June(23.05) 3.491,93

MIN January-June(02.01) 2.544,35

% of change from 30.06.2018 14,61%

% of change from 31.12.2018 10,16%

All about MBI10 on: <http://www.mse.com.mk/Indicies.aspx?Index=MBI10>

TRADING WITH MBI10 LISTED COMPANIES

Issuer	Max. (MKD)	Min. (MKD)	Average price (MKD)	Volume	Turnover in MKD	Turnover in Eur	% in turnover	Numb. of transac.	Market capitalization (MKD)
Alkaloid AD Skopje	9.185,00	8.200,00	8.549,54	52.554	444.405.577	7.225.806	23,11	1.240	12.947.990.611
Granit AD Skopje	929,00	791,00	838,70	133.804	113.311.967	1.842.435	5,89	764	2.676.182.921
Komercijalna banka AD Skopje	5.780,00	5.100,00	5.431,65	107.966	596.828.441	9.703.127	31,03	1.796	12.117.457.379
Makpetrol AD Skopje	65.200,00	47.900,00	54.271,26	4.061	226.382.517	3.680.843	11,77	1.054	6.965.546.494
Makedonijaturist AD Skopje	5.455,00	5.000,00	5.156,65	6.235	32.350.024	525.909	1,68	196	2.412.737.745
Ohridska banka AD Skopje	1.269,00	978,00	1.134,32	88.856	97.326.504	1.582.467	5,06	586	18.069.016.477
Stopanska banka AD Skopje	1.410,00	1.260,00	1.352,54	47.703	65.283.669	1.061.351	3,39	289	1.171.175.520
Stopanska banka AD Bitola	315,00	290,00	302,20	74.426	22.440.453	364.850	1,17	233	28.176.601.320
Makedonski Telekom AD Skopje	6.900,00	6.050,00	6.382,28	9.919	62.469.984	1.015.642	3,25	306	3.152.203.153
NLB Banka AD Skopje	17.250,00	14.200,00	15.792,66	15.998	262.557.973	4.269.595	13,65	543	13.394.981.696
TOTAL				541.522	1.923.357.109	31.272.026	100,00	7.007	101.083.893.316

MBI10 LISTED COMPANIES RATIOS

Issuer	P/E Ratio[1]	Dividend yield[2]	Average price 30.12.2017	Average price 30.06.2018	% of change
Alkaloid AD Skopje	15,02	3,54%	8.200,64	9.045,98	10,31%
Granit AD Skopje	35,92	3,41%	800,48	871,33	8,85%
Komercijalna banka AD Skopje	6,71	7,90%	5.050,40	5.316,85	5,28%
Makpetrol AD Skopje	8,94	2,11%	47.495,30	61.980,98	30,50%
Makedonijaturist AD Skopje	21,53	4,49%	5.000,00	5.335,00	6,70%
Ohridska banka AD Skopje	6,71	6,92%	1.200,00	1.034,87	-13,76%
Stopanska banka AD Skopje	11,47	8,20%	1.274,11	1.290,00	1,25%
Stopanska banka AD Bitola	19,89	6,27%	290,71	294,00	1,13%
Makedonski Telekom AD Skopje	5,44	0,00%	6.590,00	6.104,78	-7,36%
NLB Banka AD Skopje	6,32	11,07%	14.100,00	15.683,87	11,23%

[1] Share price at last day of trading in currently month./ Earnings per share

[2]The ratios are calculated using the data from the last published Audited financial reports and last payed dividend.

FOREIGN INVESTORS IN MBI10 LISTED COMPANIES

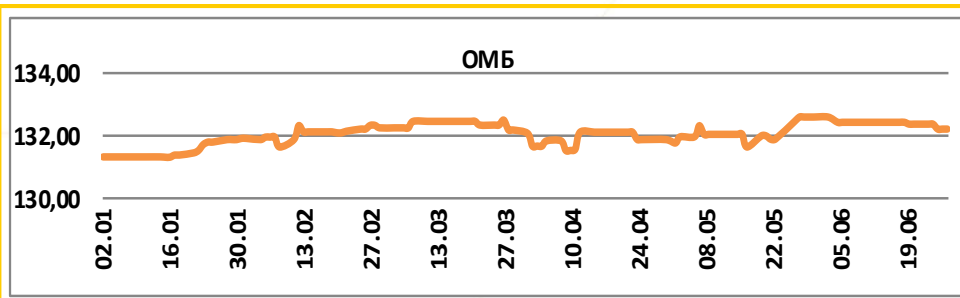
Issuer	January	February	March	April	May	June	Change June 2019/ December 2018
Alkaloid AD Skopje	5,16%	4,95%	3,54%	3,54%	3,50%	3,50%	-2,01%
Granit AD Skopje	6,67%	6,62%	6,47%	6,29%	5,71%	5,63%	-1,55%
Komercijalna banka AD Skopje	6,16%	6,11%	6,10%	5,87%	5,74%	5,54%	-0,65%
Makpetrol AD Skopje	1,51%	1,48%	1,49%	1,50%	1,41%	1,42%	-0,15%
Makedonijaturist AD Skopje	0,90%	0,87%	0,87%	0,87%	0,84%	0,82%	-0,13%
Ohridska banka AD Skopje	92,41%	92,40%	92,40%	92,41%	92,41%	92,41%	0,00%
Stopanska banka AD Skopje	1,38%	1,38%	1,38%	1,38%	1,37%	1,37%	-0,01%
Stopanska banka AD Bitola	1,50%	1,50%	1,49%	1,48%	1,48%	1,48%	-0,02%
Makedonski Telekom AD Skopje	76,02%	76,01%	76,04%	76,04%	76,04%	76,04%	0,02%
NLB Banka AD Skopje	88,94%	88,94%	88,94%	88,94%	88,85%	88,86%	-0,08%

Data as last day of trading in currently month according to the Central Securities Depository, regarding the participation of the foreign investors in the number of shares.

SEMIANNUAL STATISTICAL BULLETIN

OMB

Value at 28.06.2019	129,32
MAX January-June(28.05)	132,60
MIN January-June(15.01)	131,30
% of change from 30.06.2018	2,23%
of change from 31.12.2018	0,69%



All about OMB on: <http://www.mse.com.mk/Indicies.aspx?Index=OMB>

OVERVIEW OF THE TRADING WITH BONDS

	Max (%)	Min (%)	Last daily average price (%)	Last Trading day	Volume (NV in euro)	Turnover (NKD)	Turnover (EUR)	Yield to maturity*
Government bonds denationalization.(RMDEN010)	99,80	97,00	97,00	26.06.2019	11.256	683.521	11.103	4,20%
Government bonds denationalization.(RMDEN011)	99,00	99,00	99,00	08.02.2019	6.442	393.018	6.378	2,25%
Government bonds denationalization.(RMDEN012)	99,00	96,00	98,99	07.05.2019	43.840	2.649.907	43.091	2,52%
Government bonds denationalization.(RMDEN013)	99,00	97,00	99,00	28.05.2019	18.336	1.110.730	18.049	2,42%
Government bonds denationalization.(RMDEN014)	98,80	97,50	98,30	10.06.2019	81.242	4.900.862	79.691	2,52%
Government bonds denationalization.(RMDEN015)	98,80	96,80	98,70	20.05.2019	52.308	3.170.697	51.544	2,39%
Government bonds denationalization.(RMDEN016)	98,70	96,00	98,10	10.06.2019	853.781	51.689.267	840.544	2,46%
Government bonds denationalization.(RMDEN017)	98,30	97,00	98,00	26.06.2019	212.424	12.754.584	207.383	2,44%
Government bonds denationalization.(RMDEN018)	98,70	98,20	98,63	28.06.2019	2.287.783	138.444.563	2.251.101	2,28%

*The model for calculation of yield to maturity is adapted to the characteristics of the bonds. Calculation date is 30.06.2019, using the last average price of the bonds.

FOREIGN AND DOMESTIC INVESTORS IN THE TOTAL TURNOVER

	January	February	March	April	May	June
Buying Foreign private investors	0,43%	0,71%	1,91%	1,12%	0,12%	0,53%
Buying Foreign Legal investors	0,00%	0,68%	2,07%	2,45%	0,09%	0,34%
TOTAL	0,43%	1,39%	3,98%	3,58%	0,21%	0,88%
Buying Domestic private investors	43,94%	56,23%	42,33%	65,85%	58,98%	35,10%
Buying Domestic Legal investors	55,63%	42,38%	53,69%	30,57%	40,81%	64,02%
TOTAL	99,57%	98,61%	96,02%	96,42%	99,79%	99,12%
Selling Foreign private investors	2,64%	0,69%	0,18%	0,33%	5,36%	0,69%
Selling Foreign Legal investors	15,45%	9,44%	29,23%	12,39%	6,65%	7,05%
TOTAL	18,09%	10,12%	29,41%	12,72%	12,01%	7,75%
Selling Domestic private investors	30,00%	62,10%	47,96%	60,51%	68,65%	57,02%
Selling Domestic Legal investors	51,91%	27,77%	22,64%	26,77%	19,34%	35,24%
TOTAL	81,91%	89,88%	70,59%	87,28%	87,99%	92,25%

Data as last day of trading in currently month according to the Central Securities Depository, regarding the participation of the foreign and domestic investors in the total turnover.

SEMIANNUAL STATISTICAL BULLETIN

Issuer	Issuer Code	Max. price	Min. price	Average price	Volume	Turnover (MKD)	Turnover (EUR)	Num. of transactions	Market capitalization (MKD)
Komercijalna banka Skopje	KMB	5.780,00	5.100,00	5.431,65	107.966	596.828.441	9.703.127	1.796	12.117.457.379
Alkaloid Skopje	ALK	9.185,00	8.200,00	8.549,54	52.554	444.405.577	7.225.806	1.240	12.947.990.611
NLB Banka Skopje	TNB	17.250,00	14.200,00	15.792,66	15.998	262.557.973	4.269.595	543	13.394.981.696
Makpetrol Skopje	MPT	65.200,00	47.900,00	54.271,26	4.061	226.382.517	3.680.843	1.054	6.965.546.494
Granit Skopje	GRNT	929,00	791,00	838,70	133.804	113.311.967	1.842.435	764	2.676.182.921
Stopanska banka Skopje	STB	1.269,00	978,00	1.134,32	88.856	97.326.504	1.582.467	586	18.069.016.477
TTK Banka AD Skopje	TTK	1.410,00	1.260,00	1.352,54	47.703	65.283.669	1.061.351	289	1.171.175.520
Ohridska banka AD Skopje	OHB	6.900,00	6.050,00	6.382,28	9.919	62.469.984	1.015.642	306	3.152.203.153
Oilko KDA Skopje	OILK	6.000,00	6.000,00	6.000,00	9.653	44.307.500	720.373	9	1.505.538.000
UNI Banka Skopje	UNI	2.371,00	2.037,00	2.238,40	18.509	41.146.924	669.034	194	1.201.171.400
Makedonijaturist Skopje	MTUR	5.455,00	5.000,00	5.156,65	6.235	32.350.024	525.909	196	2.412.737.745
Makošped Skopje	MKSD	235,00	172,00	202,64	144.422	28.183.421	457.909	151	161.626.920
Makedonski Telekom Skopje	TEL	315,00	290,00	302,20	74.426	22.440.453	364.850	233	28.176.601.320
Stopanska banka Bitola	SBT	2.715,00	2.158,00	2.399,36	8.475	21.032.246	341.927	101	930.767.666
OKTA Skopje	OKTA	5.500,00	4.192,00	4.599,64	3.035	14.426.466	234.590	114	3.723.984.000
Skopski Pazar Skopje	SPAZ	19.500,00	16.314,00	17.977,14	783	14.097.762	229.205	18	1.275.872.882
Zito Luks Skopje	ZILU	254,00	230,00	245,31	32.373	13.374.723	217.042	14	200.713.310
Evropa Skopje	EVRO	3.010,00	2.851,00	2.914,60	3.632	10.263.461	166.838	7	769.304.830
Fersped Skopje	FERS	80.001,00	69.000,00	76.083,22	127	9.706.367	157.824	62	1.396.512.300
Beton Stip	BEST			1.886,00	4.298	8.106.028	131.823	1	78.842.344
Makstil Skopje	STIL	129,00	105,00	116,71	66.032	7.653.084	124.422	157	1.535.409.015
Replek Skopje	REPL	77.012,00	71.000,00	74.348,62	102	7.557.616	122.854	38	1.918.080.000
VV Tikves AD Kavadarci	TKVS	5.665,00	5.201,00	5.413,79	1.406	7.554.177	122.811	58	1.446.907.500
Cementarnica USJE Skopje	USJE	23.500,00	23.000,00	23.226,00	215	5.008.643	81.448	10	12.967.595.784
Pekabesko Skopje	PKB	14.800,00	10.000,00	14.120,00	366	4.708.280	76.557	27	324.500.000
Prilepska Pivarnica Prilep	PPIV	46.000,00	41.102,00	42.831,29	104	4.477.071	72.805	19	1.640.709.636
Teteks Tetovo	TETE	2.477,00	2.171,00	2.319,78	1.551	3.642.435	59.219	41	987.640.450
Beton Skopje	BESK	9.972,00	8.700,00	9.230,29	388	3.586.555	58.310	60	503.170.764
Arcelormittal Skopje (CRM) Skopje	RZLV	105,00	69,00	87,13	37.923	3.382.494	54.978	68	2.998.514.883
Veteks Veles	VTKS	945,00	945,00	945,00	3.040	2.954.980	48.055	5	28.395.360
Automakedonija Skopje	AUMK	2.000,00	1.900,00	1.933,33	1.335	2.626.500	42.710	12	165.058.000
Mermeren kombinat Prilep	MERM	2.599,00	2.037,00	2.311,86	1.074	2.431.266	39.537	16	12.181.143.942
Ading Skopje	ADIN	700,00	648,00	673,86	2.935	1.992.940	32.392	9	262.365.600
Fustelarko Borec Bitola	FUBT	1.200,00	1.000,00	1.120,00	1.664	1.902.200	30.937	11	86.050.800
Karpos Skopje	KPSS	850,00	298,00	438,00	6.328	1.901.810	30.909	4	254.245.200
FZC 11 Oktomvri Kumanovo	CEVI	919,00	781,00	878,48	1.953	1.709.572	27.782	33	392.800.000
Centralna kooperativna banka	CKB	700,00	700,00	700,00	2.313	1.619.100	26.329	5	387.160.900
Hoteli Metropol Ohrid	MPOL	390,00	350,00	377,36	3.875	1.456.205	23.665	24	390.195.000
Tehnometal Vardar Skopje	TEH	80,00	80,00	80,00	16.660	1.332.800	21.662	3	6.414.880
RZ Uslugi Skopje	RZUS	110,00	85,00	99,31	13.194	1.307.482	21.257	47	141.450.120
Slavej Skopje	SLAV	3.500,00	3.400,00	3.473,00	318	1.109.040	18.035	4	69.649.000
Sovremen dom Prilep	SDOM			30,00	33.675	1.010.250	16.428	1	20.540.100
Other listed shares on Official market with turnover less than 100.000 MKD					89.302	7.514.964	122.159	158	5.278.546.745
Total					1.052.582	2.206.441.471	35.873.852	8.488	156.314.770.647

SEMIANNUAL STATISTICAL BULLETIN

TURNOVER PER MEMBERS / in denars*

Member	Member	Trading in BEST	% in BEST	Block transaction	% Block	Public auctions	Public auctions	Public offering	% Public offering	Total
KOMERCIJALNA BANKA AD SKOPJE	KB	672.382.944	17,34	87.276.180	5,01	0	0,00	1.150.569.820	65,17	1.910.228.944
NLB BANKA AD SKOPJE	IL	978.465.168	25,24	780.795.340	44,79	29.408.976	98,20	0	0,00	1.788.669.484
ILIRIKA INVESTMENTS AD SKOPJE	EH	662.060.772	17,08	373.161.456	21,41	0	0,00	0	0,00	1.035.222.228
EUROHAUS AD SKOPJE	MI	249.973.997	6,45	1.957.680	0,11	537.810	1,80	614.950.000	34,83	867.419.487
INOVO BROKER AD SKOPJE	TN	291.013.090	7,51	419.297.852	24,05	0	0,00	0	0,00	710.310.942
SPARKASE BANKA AD SKOPJE	TK	257.304.730	6,64	52.429.354	3,01	0	0,00	0	0,00	309.734.084
TTK BANKA AD SKOPJE	SP	246.440.930	6,36	0	0,00	0	0,00	0	0,00	246.440.930
STOPANSKA BANKA AD SKOPJE	IN	226.154.946	5,83	5.932.800	0,34	0	0,00	0	0,00	232.087.746
INVESTBROKER AD SKOPJE	SB	175.568.733	4,53	10.000.080	0,57	0	0,00	0	0,00	185.568.813
EUROSTANDARD BANKA AD SKOPJE	FR	52.922.376	1,37	12.288.450	0,70	0	0,00	0	0,00	65.210.826
FERSPED BROKER AD SKOPJE	ES	64.514.561	1,66	0	0,00	0	0,00	0	0,00	64.514.561
Total		3.876.802.246	100,00	1.743.139.192	100,00	29.946.786	100,00	1.765.519.820	100,00	7.415.408.044

*Turnover via BEST system and turnover in block trades is calculated on the basis of double counting, in order to include the executed cross trades by the MSE members in the structure of the overall MSE turnover. As since July 13, during the government auctions on the selling side there is no brokers (i.e. MSE performs this role), the turnover derived from government auctions is still calculated on the basis of single counting.

MEMBERS OF MACEDONIAN STOCK EXCHANGE

Member	Address	Tel/fax	E-mail	Web page
EUROSTANDARD BANKA AD Skopje	ul. Nikola Kljusev, br 2, Skopje	3224300 ; 3140210; 3140211	broker@eurostandard.com.mk	www.eurostandard.com.mk
EUROHAUS AD Skopje	Bul. Sv. Kliment Ohridski br.52-a, vlez 1, kat 2, broj 5, Skopje	02/ 3217-095; Факс: 02/3217-078;	info@eurohaus.com.mk	www.eurohaus.com.mk
ILIRIKA INVESTMENTS AD Skopje	Bul. Sv. Kliment Ohridski br.45, kat 1, lokal 8, Skopje	02/3296-856, Факс :02/3213-785;	info@ilirika.com.mk	www.ilirika.com.mk
INVESTBROKER AD Skopje	ul. Istarska br. 33, Skopje	02/3110-290; Факс :02/3103-291;	invest-broker@investbroker.com.mk	www.investbroker.com.mk
INOVO BROKER AD Skopje	Bul. Teodosij Gologanov br.60/1-4, Skopje	02/3120-941 ; Факс :02/3110-950 ;	office@innovobroker.com	www.innovobroker.com
KOMERCIJALNA BANKA AD Skopje- Direkcija za trguvanje so hartii od vrednost	Ul. Orce Nikolov br.3, Skopje	02/3247-440;Факс :02/3111-037 ;	contact@kb.com.mk	www.kb.com.mk
NLB BANKA AD Skopje	Bul Majka Tereza br.1, Skopje	02/5100-354; Факс:02/ 3296-219;	broker@tb.com.mk	www.nlbtb.com.mk
STOPANSKA BANKA AD Skopje- Direkcija za rabota so hartii od vrednost I brokersko-posrednicki uslugi	bul.11 Oktomvri br.7, Skopje	02/3295-405, Факс :3295-551 ;	broker@stb.com.mk	http://www.stb.com.mk
TTK BANKA AD Skopje-Oddel za rabota so hartii od vrednost	ul.Naroden front br.19 Skopje	02/ 3247-000 ; локал 495, 496,497	ttkbroker@ttk.com.mk	www.ttk.com.mk
FERSPED BROKER AD Skopje	ul. Makedonija br.11A, Skopje	02/ 3219-333 ; Факс :02/3219-477 ;	broker@fersped.com.mk	www.fersped.com.mk
SPARKASE BANKA AD SKOPJE	Ul. Makedonija br.9-11	02/3200-785; 02/3200-785;	broker.custody@sparkasse.mk	www.sparkasse.mk

